

Lab 100 Quick Guide

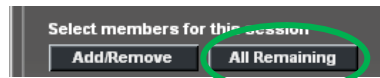
sanako

Give students audio to listen to at their own pace

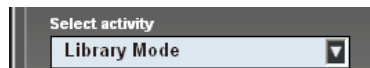
- Start a new **session** by clicking here



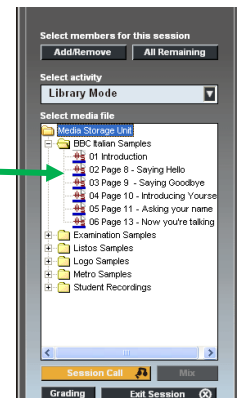
- Click **All Remaining**



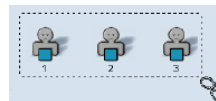
- Select **Library Mode** as an activity



- Select a file by clicking on it



- Click on who is going to receive the file or click and drag to select multiple students within the dotted line.



- The name of the file will be displayed under the student.



The students can then play and stop the audio as required.

You can give students new files by repeating the file select and clicking on the student as many times as you wish during the lesson.

- When you no longer want students to listen to the audio click **Exit Session**.

