

Lab 100 Quick Guide



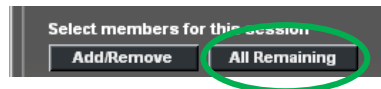
sanako

Collect student recordings

- Start a new **session** by clicking here



- Click **All Remaining**



- Select **Reading Practice** as an activity



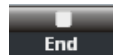
- **Start** the activity



At this point all the student panels effectively become recording devices. Students click the **RED** button to record their voices. Students can rewind and re-record if they wish.

TIP – Ask students to record something like “My name is” or “Je m’appelle” at the very start of the recording so you know who you are listening to when you collect the files.

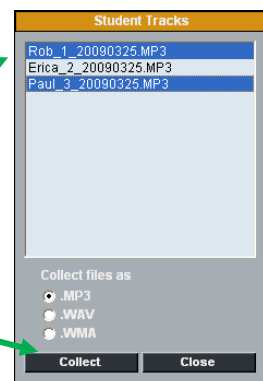
- End the activity



On ending the activity, the teacher will be prompted to Collect the student recordings.

Click the **Collect** icon.

Select which students or positions you want to save then **Collect**



- **Exit** the session.

